






Legend	
\$	Financial
	Regulatory

## Land.db Reports Reference Guide









Applied Products Category		Short Description	Notes
\$	<b>Applied Products By Field Details</b>	<ul style="list-style-type: none"> <li>Sorted by field</li> <li>Individual product rate, applied acres, quantity and cost               <ul style="list-style-type: none"> <li>Crop Protection</li> <li>Fertilizer</li> <li>Seed</li> <li>Service</li> </ul> </li> <li>Cost per acre and total cost for each product category</li> </ul>	
\$	<b>Applied Products By Crop Details</b>	<ul style="list-style-type: none"> <li>Sorted by crop</li> <li>Individual product rate, applied acres, quantity and cost               <ul style="list-style-type: none"> <li>Crop Protection</li> <li>Fertilizer</li> <li>Seed</li> <li>Service</li> </ul> </li> <li>Cost per acre and total cost for each product category</li> </ul>	
	<b>Applied Product Details</b>	<ul style="list-style-type: none"> <li>Sorted by product and then by farm</li> <li>List of fields, date, product rate and applied acres</li> <li>Summary of total acres and product quantity per product</li> </ul>	
	<b>Applied Products Regulatory</b>	<ul style="list-style-type: none"> <li>Sorted by field</li> <li>Line per applied product</li> <li>Details for each product include applied date, registration number, REI, PHI, application method, target pest, applicator, applicator license number, RUP, acres applied, product rate and total product quantity</li> <li>Summary of active ingredient usage per field</li> </ul>	
\$	<b>Applied Product Summary</b>	<ul style="list-style-type: none"> <li>List of products applied to selected fields</li> <li>Details include product, manufacturer, total quantity applied and total cost</li> </ul>	
	<b>By Day Application</b>	<ul style="list-style-type: none"> <li>Pages filtered by application</li> <li>Details include all information captured within a single application record:               <ul style="list-style-type: none"> <li>Applicator</li> <li>Weather conditions</li> <li>Applied fields</li> <li>Applied products</li> <li>Target pest</li> <li>REI/PHI</li> <li>Active ingredients</li> </ul> </li> </ul>	
	<b>Fertilizer Report By Crop</b>	<ul style="list-style-type: none"> <li>Filtered by field</li> <li>Planting information:               <ul style="list-style-type: none"> <li>Planting date</li> <li>Variety</li> </ul> </li> <li>Fertilizer information:               <ul style="list-style-type: none"> <li>Date applied</li> <li>Product</li> <li>Rate</li> <li>Fertilizer summary by product and total for field</li> </ul> </li> </ul>	

Legend	
\$	Financial
	Regulatory

## Land.db Reports Reference Guide




	<b>Notice of Application</b>	<ul style="list-style-type: none"> <li>• Pages filtered by application</li> <li>• Application details include: <ul style="list-style-type: none"> <li>○ Applicator</li> <li>○ Weather conditions</li> <li>○ Applied fields</li> <li>○ Applied products</li> <li>○ Area applied</li> <li>○ Target pest</li> <li>○ REI/PHI</li> </ul> </li> </ul>	
	<b>REI – Re-Entry</b>	<ul style="list-style-type: none"> <li>• Allowed (green dot) or denied (red dot) restricted entry status per field</li> <li>• Displays most recent restricted entry interval (REI) value and expiration based upon most recent crop protection application</li> </ul>	
	<b>PHI – Pre-harvest</b>	<ul style="list-style-type: none"> <li>• Allowed (green dot) or denied (red dot) harvest status per field</li> <li>• Displays most recent pre harvest interval (PHI) value and expiration based upon most recent crop protection application</li> </ul>	
	<b>PHI Detail / Active Summary</b>	<ul style="list-style-type: none"> <li>• Pages filtered by field</li> <li>• Summary of field location information, crop information and applied product information</li> <li>• Applied product details include: <ul style="list-style-type: none"> <li>○ Application date</li> <li>○ Registration number</li> <li>○ Product application rate and totals</li> <li>○ PHI value and allowed/denied status</li> <li>○ Active ingredient total summary and AI allowed/denied status</li> </ul> </li> </ul>	
	<b>Application Notes Report</b>	<ul style="list-style-type: none"> <li>• Summary of notes captured within application records</li> </ul>	
\$	<b>Land Owner Share</b>	<ul style="list-style-type: none"> <li>• Sorted by field</li> <li>• Individual product rate, total and cost for land owner's share <ul style="list-style-type: none"> <li>○ Crop Protection</li> <li>○ Fertilizer</li> <li>○ Seed</li> <li>○ Service</li> </ul> </li> <li>• Landowner cost for each product category per acre and total cost</li> </ul>	
	<b>Dicamba Report</b>	<ul style="list-style-type: none"> <li>• Filtered by applications of dicamba products only</li> <li>• Report includes the following informational sections: <ul style="list-style-type: none"> <li>○ Applicator</li> <li>○ Required applicator training</li> <li>○ Susceptible crop awareness</li> <li>○ Pre-application information</li> <li>○ Nozzle information</li> <li>○ Application timing</li> <li>○ Weather information</li> <li>○ Tank products</li> </ul> </li> </ul>	

Legend	
\$	Financial
	Regulatory

## Land.db Reports Reference Guide





Crop History Category	Description	Notes
Crop History	<ul style="list-style-type: none"> <li>• Comparison of crop rotations across multiple years</li> <li>• Filtered by farm and then by field</li> <li>• Contains the following information for each crop year:               <ul style="list-style-type: none"> <li>○ Field and crop zone name</li> <li>○ Assigned crop</li> <li>○ Acres</li> <li>○ Variety</li> <li>○ Planting date</li> <li>○ Fertility summary</li> <li>○ Average yield</li> </ul> </li> </ul>	
Crop History Excel	<ul style="list-style-type: none"> <li>• Comparison of crop rotations across multiple years</li> <li>• Excel report format</li> <li>• Filtered by farm and then by field</li> <li>• Contains the following information for each crop year:               <ul style="list-style-type: none"> <li>○ Field and crop zone name</li> <li>○ Assigned crop</li> <li>○ Acres</li> <li>○ Variety</li> <li>○ Planting date</li> <li>○ Fertility summary</li> <li>○ Average yield</li> </ul> </li> </ul>	

Legend	
\$	Financial
	Regulatory

## Land.db Reports Reference Guide




Excel Category	Description	Notes
\$  Excel	<ul style="list-style-type: none"> <li>• Excel report format</li> <li>• Following Excel data sheets can be included with multiple data columns:               <ul style="list-style-type: none"> <li>○ Applied products</li> <li>○ Field</li> <li>○ Field to storage</li> <li>○ Storage to storage</li> <li>○ Field to sale</li> <li>○ Storage to sale</li> <li>○ Sources</li> <li>○ Invoices</li> <li>○ Plans</li> <li>○ Plan products by field details</li> <li>○ Work order products</li> </ul> </li> <li>• Customizable report by selecting desired data points</li> <li>• Can save configuration as a report template</li> </ul>	

Legend	
\$	Financial
	Regulatory

## Land.db Reports Reference Guide








Fields Category		Description	Notes
	Crop Layout Report	<ul style="list-style-type: none"> <li>Filtered by farm and then by field</li> <li>Field location for township, range, section and center latitude/longitude</li> <li>Crop details for variety, planting date, rented status, boundary acreage and reported acreage</li> </ul>	
	Crop Layout with Tags	<ul style="list-style-type: none"> <li>Filtered by farm and then by crop</li> <li>Display of field name, assigned crop and tag, variety, planting date, boundary acreage and reported acreage</li> </ul>	
	Map Info By Crop Zone	<ul style="list-style-type: none"> <li>Filtered by crop zone</li> <li>Includes location information such as farm name, field name, FSA information, township, range, section and legal description</li> <li>Includes crop information such as assigned crop, variety, planting date and acreage</li> <li>Image of crop zone boundary is provided</li> </ul>	
	Map Info By Field	<ul style="list-style-type: none"> <li>Filtered by field</li> <li>Includes location information such as farm name, field name, FSA information, township, range, section and legal description</li> <li>Includes crop information such as assigned crop, variety, planting date and acreage</li> <li>Image of field boundary is provided</li> </ul>	
\$	Crop Zone Summary	<ul style="list-style-type: none"> <li>Filtered by crop zone</li> <li>Includes variety, fertilizer, crop rotation history, historical average yields, current yield, input application cost, contribution margin (profitability) and break-even metric information</li> <li>Many data points are provided in total and per acre basis</li> <li>Image of crop zone is provided</li> </ul>	

Legend	
\$	Financial
	Regulatory

## Land.db Reports Reference Guide



FSA Category		Description	Notes
	Crop Zone	<ul style="list-style-type: none"> <li>Filtered by FSA farm number and then by field</li> <li>FSA information includes farm number, tract number, field number, FSA acreage and turn row acreage</li> <li>Legal information includes meridian, township, range and section</li> <li>Rent contract info includes cash rent and crop share status</li> <li>Planting info includes planting date, variety, crop, planted acreage and if re-planted</li> </ul>	
	Crop Zone with Map	<ul style="list-style-type: none"> <li>Filtered by FSA farm number and then by field</li> <li>FSA information includes farm number, tract number, field number, FSA acreage and turn row acreage</li> <li>Legal information includes meridian, township, range and section</li> <li>Rent contract info includes cash rent and crop share status</li> <li>Planting info includes planting date, variety, crop, planted acreage and if re-planted</li> <li>Image of crop zone boundary is provided</li> </ul>	
	FSA Report	<ul style="list-style-type: none"> <li>Filtered by FSA farm number</li> <li>Field information provided includes: <ul style="list-style-type: none"> <li>FSA acreage</li> <li>Crop assignment</li> <li>Planting date</li> <li>Planted acreage</li> <li>Turn row acreage</li> <li>Irrigated, cash rent and crop share status</li> <li>Landlord and tenant percentage</li> </ul> </li> <li>Crop summary of selected fields is included</li> </ul>	
	FSA Validation	<ul style="list-style-type: none"> <li>Excel report format</li> <li>Column data points include: <ul style="list-style-type: none"> <li>Grower information: Crop year, farm name, field name, crop zone name</li> <li>FSA information: FSA farm number, tract number, field number, FSA acreage, county, irrigated status and turn row acreage</li> <li>Legal information: Meridian, township, range and section</li> <li>Rent contract information: Cash rent status, crop share status, landlord and tenant percentage, crop insurance ID</li> <li>Planting information: Variety, planting date, crop, planted acreage and replant status</li> </ul> </li> </ul>	

Legend	
\$	Financial
	Regulatory

## Land.db Reports Reference Guide



Inventory Category		Description	Notes
\$	Inventory Summary Report	<ul style="list-style-type: none"> <li>• Products are displayed that were used within applications and invoices which includes: <ul style="list-style-type: none"> <li>○ Product name and manufacturer</li> <li>○ Average cost, total purchased cost and remaining inventory cost</li> <li>○ Summary of purchased, applied and inventory costs</li> <li>○ Purchased quantity, total applied quantity and remaining inventory quantity</li> </ul> </li> </ul>	
\$	Inventory Excel	<ul style="list-style-type: none"> <li>• Excel report format</li> <li>• Products are displayed that were used within applications and invoices which includes: <ul style="list-style-type: none"> <li>○ Product name and manufacturer</li> <li>○ Average cost, total purchased cost and remaining inventory cost</li> <li>○ Purchased quantity, total applied quantity and remaining inventory quantity</li> </ul> </li> </ul>	
\$	Vendor Summary by Product	<ul style="list-style-type: none"> <li>• Filtered by vendor</li> <li>• Products are displayed that were used within applications and invoices which includes: <ul style="list-style-type: none"> <li>○ Product name and manufacturer</li> <li>○ Total product quantity</li> <li>○ Average unit cost and total cost</li> </ul> </li> <li>• Vendor subtotal cost</li> </ul>	
\$	Vendor Summary by Invoice	<ul style="list-style-type: none"> <li>• Filtered by vendor and then by invoice</li> <li>• Products are displayed that were used within applications and invoices which includes: <ul style="list-style-type: none"> <li>○ Product name and manufacturer</li> <li>○ Total product quantity</li> <li>○ Average unit cost and total cost</li> </ul> </li> <li>• Invoice and vendor subtotal cost</li> </ul>	


Legend	
\$	Financial
📄	Regulatory

## Land.db Reports Reference Guide






Plans Category		Description	Notes
\$	Product Summary	<ul style="list-style-type: none"> <li>• Filtered by product</li> <li>• List of plans the product belongs within including the following details: <ul style="list-style-type: none"> <li>○ Timing event</li> <li>○ Target date</li> <li>○ Total product</li> <li>○ Cost per acre</li> <li>○ Total cost</li> </ul> </li> </ul>	
\$	Plan Summary from Rent Contract Info	<ul style="list-style-type: none"> <li>• Excel report format</li> <li>• List of farms and fields that are within the selected plans</li> <li>• Summary and by field display of gross revenue, fixed cost, total cost and net profit</li> <li>• Other summary information includes: <ul style="list-style-type: none"> <li>○ Average sale price per yield unit</li> <li>○ Average yield</li> <li>○ Breakeven yield per acre</li> <li>○ Breakeven price per yield unit</li> </ul> </li> </ul>	
\$	Plan Details	<ul style="list-style-type: none"> <li>• Filtered by each plan selected</li> <li>• Products are listed with their application rate, total quantity, cost per acre and total cost</li> <li>• List of individual fixed costs</li> <li>• Display of estimated: <ul style="list-style-type: none"> <li>○ Yield per acre, sale price per yield unit and total gross revenue</li> <li>○ Total and per acre cost and net revenue</li> <li>○ Break even yield and break even prices</li> <li>○ Total fertilizer analysis</li> </ul> </li> </ul>	




Legend	
\$	Financial
	Regulatory

## Land.db Reports Reference Guide







Multiple Documents Category		Description	Notes
\$ 	Multi-Print	<ul style="list-style-type: none"> <li>• Combination of the follow record types into a single report: <ul style="list-style-type: none"> <li>○ Plans</li> <li>○ Work orders</li> <li>○ Applications</li> <li>○ Invoices</li> </ul> </li> <li>• Spanish translation available for work orders and applications</li> </ul>	
\$ 	By Field	<ul style="list-style-type: none"> <li>• Filtered by field</li> <li>• Breaks down plans, work orders and applications into single pages by field</li> </ul>	
	Break Out	<ul style="list-style-type: none"> <li>• Available for work orders and applications</li> <li>• Product information is broken down to display details per field such as: <ul style="list-style-type: none"> <li>○ Product rate per acre</li> <li>○ Total product quantity</li> </ul> </li> </ul>	
\$	Product Summary	<ul style="list-style-type: none"> <li>• Filtered by record types: <ul style="list-style-type: none"> <li>○ Plans</li> <li>○ Work Orders</li> <li>○ Applications</li> </ul> </li> <li>• Summarizes total product quantity, cost per acre and total product cost for each product within the record type</li> </ul>	

Legend	
\$	Financial
	Regulatory

## Land.db Reports Reference Guide




Specialty Category	Description	Notes
 Pesticide Use Report	<ul style="list-style-type: none"> <li>• State of California – Department of Pesticide Regulations report</li> <li>• Filtered by field</li> <li>• Report includes summaries of the following information: <ul style="list-style-type: none"> <li>○ Grower address</li> <li>○ Field ID and location</li> <li>○ Crop protection application information</li> </ul> </li> </ul>	
 WSDA	<ul style="list-style-type: none"> <li>• Washington State Department of Agriculture report</li> <li>• Filtered by field</li> <li>• Report includes summaries of the following information: <ul style="list-style-type: none"> <li>○ Farm and field location</li> <li>○ Crop or site treated</li> <li>○ Application details including crop protection products with active ingredient, product rate, total quantity, weather conditions, application method and applicator information</li> </ul> </li> </ul>	
 Arizona Form 1080	<ul style="list-style-type: none"> <li>• Form 1080 report for Arizona Department of Agriculture Environmental Services Division</li> <li>• Filtered by each application record</li> <li>• Report includes summaries of the following information: <ul style="list-style-type: none"> <li>○ Field legal description</li> <li>○ Crop protection application information</li> <li>○ Applicator information</li> <li>○ Other Form 1080 information</li> </ul> </li> </ul>	
Aerial Applicator	<ul style="list-style-type: none"> <li>• Filtered by field</li> <li>• Report displays farm name, field name, crop zone name, acres, crop assignment, application company, applicator, license number, vendor and date</li> <li>• Maps provided based on following map projections: <ul style="list-style-type: none"> <li>○ ¼ mile</li> <li>○ ½ mile</li> <li>○ 1 mile</li> </ul> </li> </ul>	

Legend	
\$	Financial
	Regulatory

## Land.db Reports Reference Guide




Yield and Profitability Category		Description	Notes
	Load Details	<ul style="list-style-type: none"> <li>Filtered by crop</li> <li>Report information includes: <ul style="list-style-type: none"> <li>Load number and date</li> <li>Deliver location</li> <li>Total truck load weights</li> <li>Delivered and dry crop quantities</li> <li>Yield per acre</li> </ul> </li> </ul>	
\$	Profitability Report	<ul style="list-style-type: none"> <li>Filtered by farm and then by crop</li> <li>Report includes the field name, variety, acreage, average yield, total yield, income, cost, net revenue and net revenue per acre</li> </ul>	
\$	Production Report	<ul style="list-style-type: none"> <li>Filtered by farm and then by crop</li> <li>Report includes the field name, crop zone name, assigned crop, FSA farm number, tract number, field number, variety, acreage, average yield and total yield</li> </ul>	
	ECotton Yield Report	<ul style="list-style-type: none"> <li>Cotton report that lists out cotton yield data for ECotton gin systems</li> </ul>	
\$	Profitability Excel	<ul style="list-style-type: none"> <li>Excel report format</li> <li>Filtered by crop</li> <li>Data columns includes information for: <ul style="list-style-type: none"> <li>Farm, field and assign crop</li> <li>Seed variety and assigned tags</li> <li>Acreage</li> <li>Average yield</li> </ul> </li> <li>Income, cost and net income</li> </ul>	
\$	Contribution Margin (horizontal)	<ul style="list-style-type: none"> <li>Excel report in horizontal format</li> <li>Filtered by crop</li> <li>Data columns includes information for: <ul style="list-style-type: none"> <li>Farm, field and assign crop</li> <li>See variety and planting date</li> <li>Yield, average crop sale price and grower contribution margin</li> </ul> </li> <li>The following information is listed for both the grower and landowner: <ul style="list-style-type: none"> <li>Total revenue and revenue per acre</li> <li>Total cost and cost per acre for each product category</li> <li>Breakeven \$ value per yield unit and breakeven yield per acre</li> </ul> </li> </ul>	
\$	Contribution Margin (vertical)	<ul style="list-style-type: none"> <li>Excel report in vertical format</li> <li>Filtered by crop</li> <li>Data rows includes information for: <ul style="list-style-type: none"> <li>Farm, field and assign crop</li> <li>See variety and planting date</li> <li>Yield, average crop sale price and grower contribution margin</li> </ul> </li> <li>The following information is listed for both the grower and landowner:</li> </ul>	

Legend	
\$	Financial
	Regulatory

## Land.db Reports Reference Guide






		<ul style="list-style-type: none"> <li>○ Total revenue and revenue per acre</li> <li>○ Total cost and cost per acre for each product category</li> <li>○ Breakeven \$ value per yield unit and breakeven yield per acre</li> </ul>	
\$	Contract Report	<ul style="list-style-type: none"> <li>• Filtered by rent contract</li> <li>• Report information includes: <ul style="list-style-type: none"> <li>○ Cash rent or crop share splits</li> <li>○ Total harvested crop quantity</li> <li>○ Landowner shares, shares sold and gross sales</li> <li>○ Average crop sale price and total sales</li> <li>○ List of fields tied to the rent contract</li> </ul> </li> </ul>	

Legend	
\$	Financial
	Regulatory

## Land.db Reports Reference Guide



Processor Category		Description	Notes
	Tobacco Production	<ul style="list-style-type: none"> <li>Filtered by crop</li> <li>Farm information includes farm, field, crop, FSA farm number, state and county</li> <li>Planting information includes seed variety, lot #, seeding, transplant, topping and harvest dates</li> <li>Application information includes applied product, date applied, registration number, re entry interval (REI), active ingredient, fertilizer, rate, total quantity and target pest</li> </ul>	
	MC Exhibit F	<ul style="list-style-type: none"> <li>Excel report format</li> <li>Columns data points include summary of: <ul style="list-style-type: none"> <li>Field information</li> <li>Nitrogen, phosphorus and potassium applied</li> <li>Crop protection applied products</li> <li>Tillage information</li> <li>Pivot information</li> </ul> </li> </ul>	
	Red Gold	<ul style="list-style-type: none"> <li>Filtered by crop</li> <li>Display of each product applied including the following information: <ul style="list-style-type: none"> <li>Date and time of application</li> <li>Weather conditions</li> <li>Product rate and total</li> <li>Acres applied</li> <li>Product manufacturer and registration number</li> <li>Target pest</li> </ul> </li> </ul>	

Legend	
\$	Financial
📄	Regulatory

## Land.db Reports Reference Guide



Forms Category	Description	Notes
Application Form	<ul style="list-style-type: none"> <li>• Blank application record form</li> <li>• Farm, field, crop zone and acreage are pre-populated</li> <li>• End page displays all products used within the current crop year for ease of capturing product rate and total product quantity</li> </ul>	